

Name: _____

Period: _____

I SEE, I THINK, I WONDER!

An Artful Thinking Routine

SEE



What do you see?

THINK

What do you think about that?

WONDER

What does it make you wonder?




Name: _____

Period: _____




WHAT MAKES YOU SAY THAT?

What's going on (happening) in this picture?



↓ What makes you say that?

↓ What evidence do you see, know?



CLAIM/SUPPORT/QUESTION

Name: _____ Per: _____

Title of the Art/Topic: _____

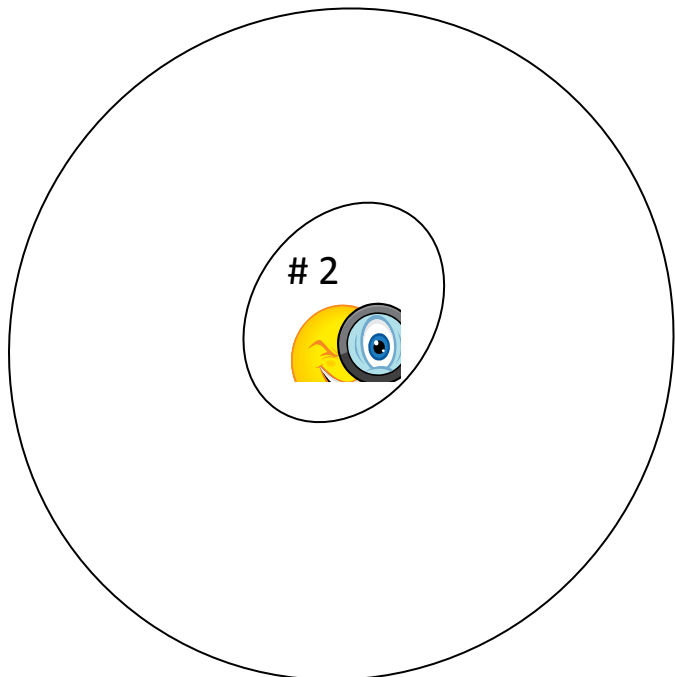
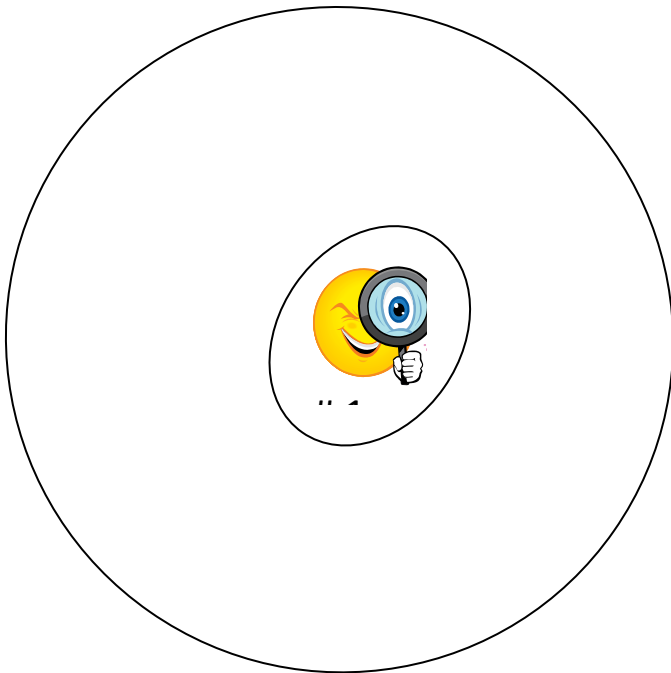
CLAIMS Make a claim about the artwork or the topic. Claim = an explanation or an interpretation of some aspect of the artwork	SUPPORT Identify support for your claim Support = Things you see, feel and know that support your claim	QUESTIONS Ask a question related to your claim. Question = What's left hanging? What isn't explained, What new reasons does your claim raise?

Looking/Listening 10x2

Name: _____ Peri: _____

Directions:

1. Look at the image for 30 seconds. Let your eyes wander.
2. List 10 words/phrases about any aspect of the image.
3. Repeat steps 1 and 2: Look at the image again and try to list 10 more words and phrases.



Beginning, Middle or End Title of the Art/Topic: _____

Name: _____ Period: _____

Beginning If this work is the <u>BEGINNING</u> of a story, what might the beginning of the story be? What might happen next?	Middle If this work is the <u>MIDDLE</u> of a story, what might have happened before? What might be about to happen?	End If this work is the <u>END</u> of a story, what might the story be?

PERCEIVE, KNOW, CARE ABOUT

An Artful Thinking Routine

Artwork: _____ By: _____

PERCEIVE

What can the person or thing *perceive*? Step inside the role of the person or thing.




KNOW

CARE ABOUT

What might the person or thing *care about*?

Name: _____

Period: _____

<p>CONNECT</p>  <p>How is the artwork, ideas, or information presented, CONNECTED to what you already knew?</p>	<p>EXTEND</p>  <p>What new ideas did you get that EXTENDED or pushed your thinking in new directions?</p>	<p>CHALLENGE</p>  <p>What is still CHALLENGING or confusing for you or to get your mind around? What questions, wonderings or puzzles do you now have?</p>

NAME: _____ Artwork: _____

THINK / PUZZLE / EXPLORE

<p>THINK</p>	<p>PUZZLE</p>	<p>EXPLORE</p>
<p><i>What do you <u>think</u> you know about this artwork or topic?</i></p>	<p><i>What questions or <u>puzzles</u> do you have?</i></p>	<p><i>What does the artwork or topic make you want to <u>explore</u>?</i></p>

CREATIVE COMPARISONS

Name: _____ Per.: _____



What do you **SEE** in the artwork?

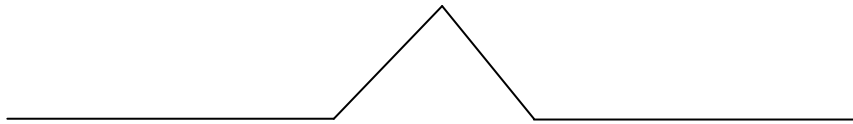
OR



What do you **KNOW** about the topic?

COMPARE

Choose a category from the list below **or** identify your own category. Create a double bubble map to explain at least **three** ways that it compares.



- Musical instruments/music
- Plants
- Toys
- Cities
- Parts of the body
- Artwork/ Painting

If this topic/artwork was a kind of _____ (category), what would it be?

Parts, Purposes, Complexities

Artwork/Image: _____

Parts

What are its parts? (What are the pieces or components?)

Purposes

What are its purposes? (What is it for, what does it do?)

Complexities

What are its complexities? (How is it complicated in its parts, purposes, the relationships between the two other ways?)

Name: _____ Period: _____ Date: _____

Headlines

Before Discussion:

If you were to write a headline for a newspaper for this topic or work of art (to capture its most important and memorable aspect), what would that headline be?

After Discussion:

How has your headline changed based on today's discussion? How does it differ from what you would have said yesterday?

Name: _____ Period: _____ Date: _____

Creative Questions

Why....??

What are the reasons....??

What if....??

What is the purpose of....??

How would it be different if....??

Suppose that....??

What if we knew....??

What would change.... if??

Directions: Use each of the above question starters to write 12 deep, interesting questions about the artwork. You will need to use some starters more than once!

1.	7.
2.	8.
3.	9.
4.	10.
5.	11.
6.	12.

The Elaboration Game

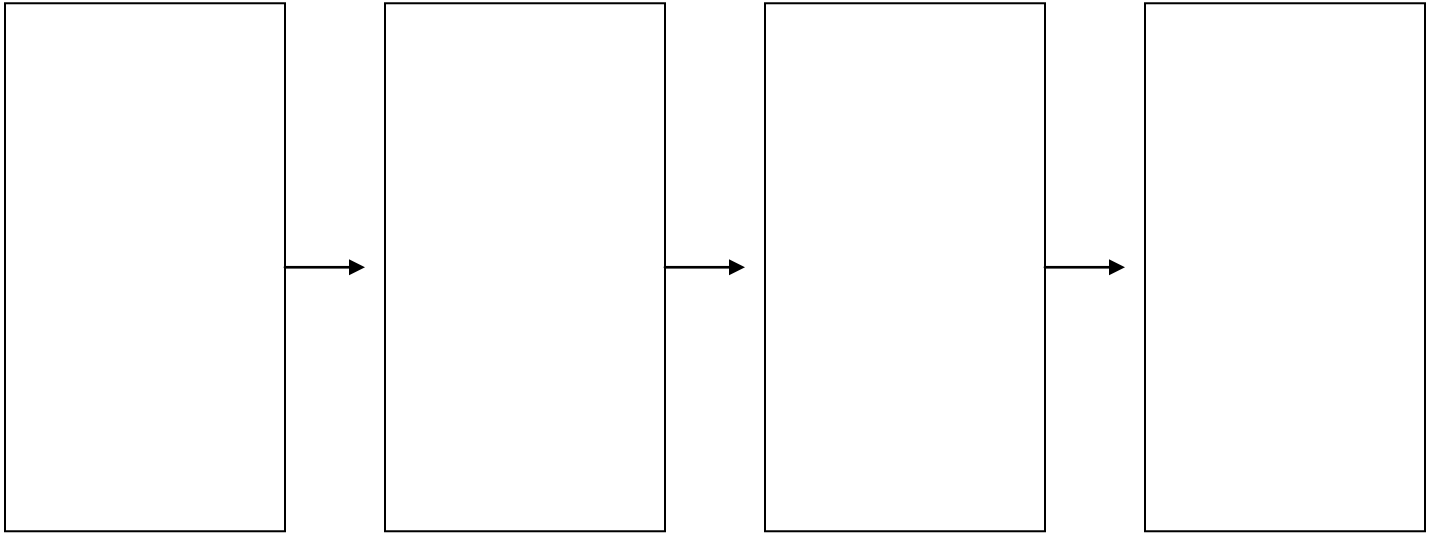
Directions: With your team mates, identify a specific area/section of the artwork to describe. Student #1 describes what he/she sees. Students #2-4 elaborate on the previous student's observation by adding more details.

#1

#2

#3

#4



Colors, Shapes Lines

Elements of Art

COLORS

What colors do you see?
Describe them.

SHAPES

What kinds of shapes do you see?
Describe them.

LINES

What kinds of lines do you see?
Describe them.

An empty rectangular box for describing colors.

An empty rectangular box for describing shapes.

An empty rectangular box for describing lines.

I SEE, I THINK, I WONDER!

An Artful Thinking Routine

SEE

What do you see?

THINK

What do you think about that?

WONDER

What does it make you wonder?

Postcard: Select a work of art to “enter” and write a postcard to someone who is not there. Tell them about what it feels like to be there and describe the sights and sounds of the place and/or what you might have done there.

PLACE
STAMP
HERE

Address Here • City State Zip Here